



US00D471298S

(12) **United States Design Patent**
Bobel

(10) **Patent No.:** **US D471,298 S**

(45) **Date of Patent:** **** Mar. 4, 2003**

(54) **FLUORESCENT LAMP GLASS TUBE
BENDING SHAPE**

D438,652 S * 3/2001 Foo D26/3
D447,823 S * 9/2001 Choi D26/3

(76) Inventor: **Andrzej Bobel**, 640 Leland Ct., Lake
Forest, IL (US) 60045

* cited by examiner

Primary Examiner—Marcus A. Jackson

(**) Term: **14 Years**

(57) **CLAIM**

(21) Appl. No.: **29/136,297**

The ornamental design for a new fluorescent lamp glass tube
bending shape, as shown and described.

(22) Filed: **Jan. 29, 2001**

DESCRIPTION

(51) **LOC (7) Cl.** **26-06**

(52) **U.S. Cl.** **D26/3**

(58) **Field of Search** D26/1, 2, 3; 313/313,
313/317, 318, 493, 497, 567, 569; 315/56,
57, 58, 73


FIG. 1 is a side elevational view of a new fluorescent lamp
glass tube showing my new design of bending shape, the
opposite side being a mirror image;
FIG. 2 is a side elevational view rotated 90 degrees with
respect to FIG. 1;
FIG. 3 is a top plan view thereof;
FIG. 4 is a bottom view thereof; and,
FIG. 5 is a perspective view thereof.

(56) **References Cited**

U.S. PATENT DOCUMENTS

D432,687 S * 10/2000 Choi D26/3
D434,860 S * 12/2000 Holzer D26/3

1 Claim, 2 Drawing Sheets



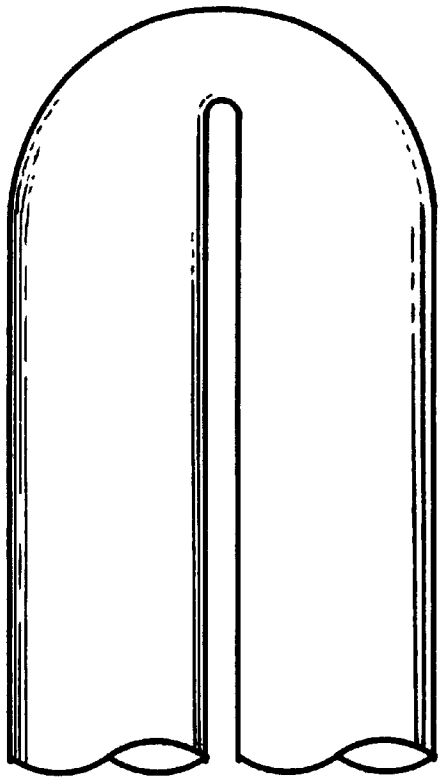


Fig.1




Fig.2



Fig.3




Fig.4

Fig. 5

