



US00D470608S

(12) **United States Design Patent**
Bobel

(10) **Patent No.:** **US D470,608 S**

(45) **Date of Patent:** **** Feb. 18, 2003**

(54) **COMPACT FLUORESCENT REFLECTOR LAMP**

D398,407 S * 9/1998 O'Connell et al. D26/2
D435,306 S * 12/2000 McBride D26/2

(76) Inventor: **Andrzej Bobel**, 640 Leland Ct., Lake Forest, IL (US) 60045

* cited by examiner

Primary Examiner—Marcus A. Jackson

(**) Term: **14 Years**

(57) **CLAIM**

(21) Appl. No.: **29/158,637**

The ornamental design for a compact fluorescent reflector lamp, as shown.

(22) Filed: **Apr. 5, 2002**

DESCRIPTION

(51) **LOC (7) Cl.** **26-04**

(52) **U.S. Cl.** **D26/2**

(58) **Field of Search** D26/1, 2, 3, 4,
D26/26; 313/313, 315, 317, 318, 493; 315/52,
53, 56, 57, 58

FIG. 1 is a side view of the compact fluorescent reflector lamp;

FIG. 2 is a side perspective view of the compact fluorescent reflector lamp;

FIG. 3 is a side perspective view thereof;

FIG. 4 is a top view thereof; and,

FIG. 5 is bottom view thereof.

(56) **References Cited**

U.S. PATENT DOCUMENTS

D321,762 S * 11/1991 Majahid et al. D26/2

1 Claim, 5 Drawing Sheets

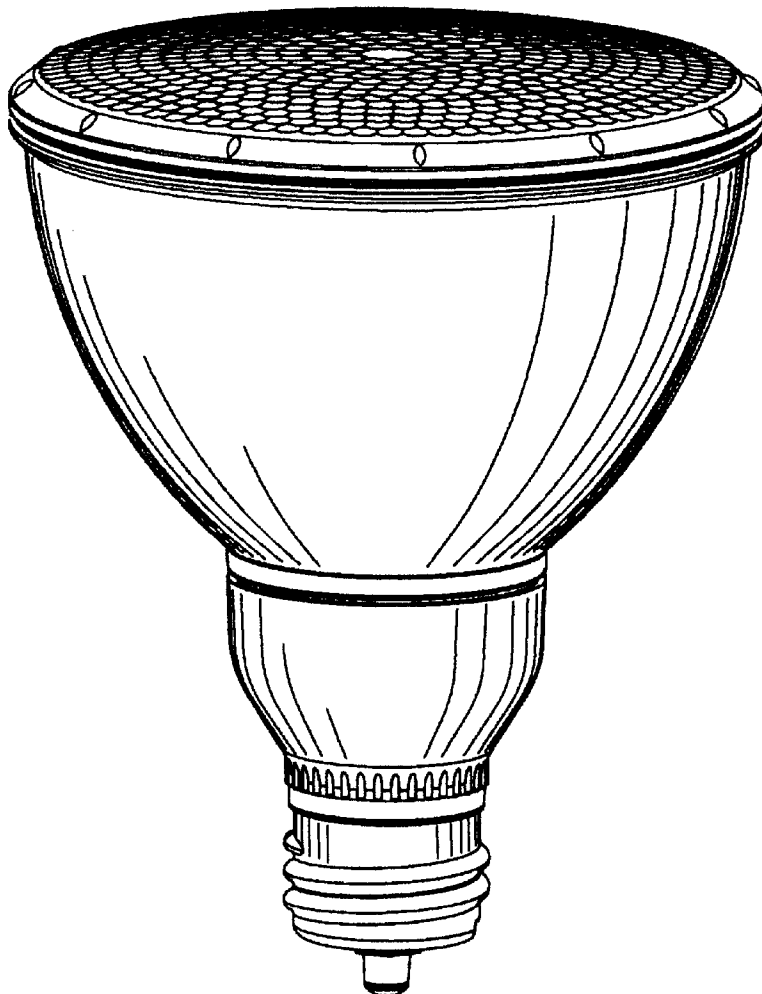


Fig. 1

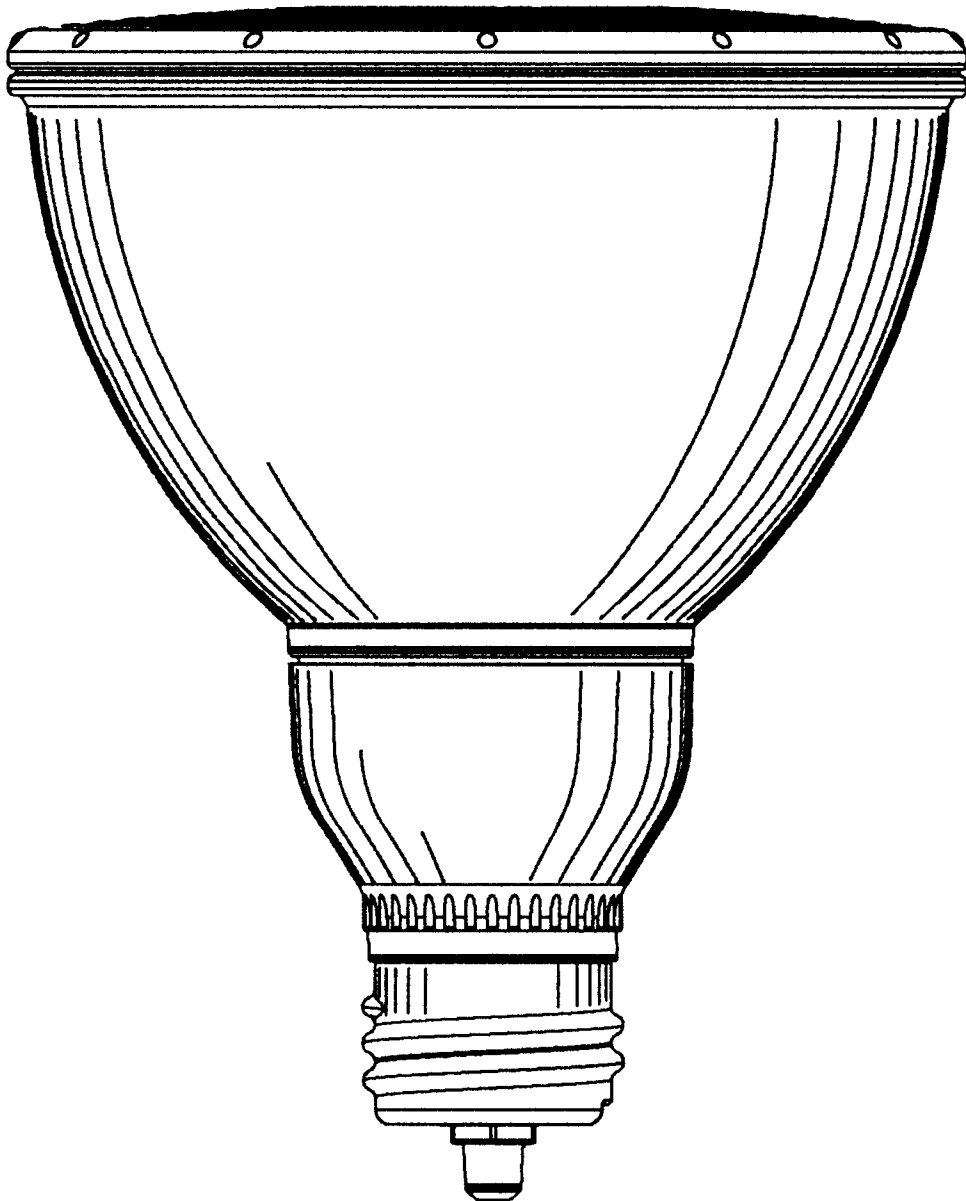


Fig. 2




Fig. 3




FIG. 4

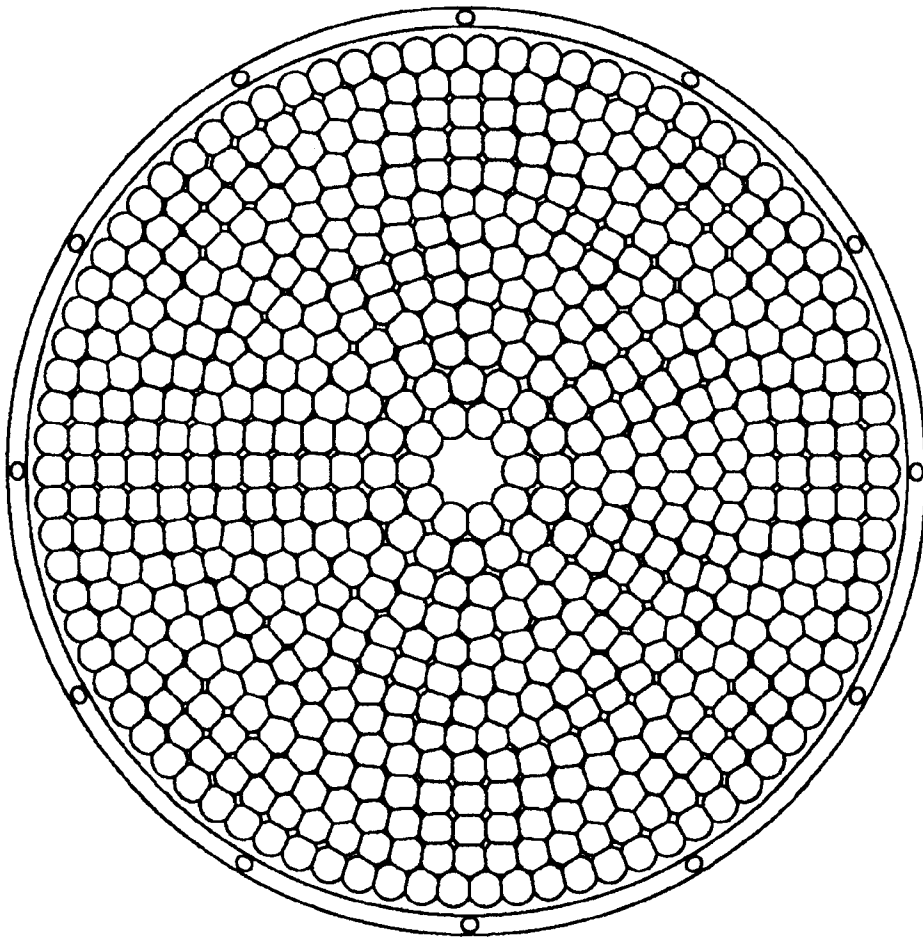


Fig. 5

