



US00D471651S

(12) **United States Design Patent**  
**Bobel**

(10) **Patent No.:** **US D471,651 S**

(45) **Date of Patent:** **\*\* Mar. 11, 2003**

(54) **COMPACT FLUORESCENT REFLECTOR LAMP**

D427,695 S \* 7/2000 Ho ..... D26/2  
D432,685 S \* 10/2000 Yim ..... D26/2

(76) Inventor: **Andrzej Bobel**, 640 Leland Ct., Lake Forest, IL (US) 60045

\* cited by examiner

*Primary Examiner*—Marcus A. Jackson

(\*\*) Term: **14 Years**

(57) **CLAIM**

(21) Appl. No.: **29/158,601**

The ornamental design for a compact fluorescent reflector lamp, as shown.

(22) Filed: **Apr. 5, 2002**

**DESCRIPTION**

(51) **LOC (7) Cl.** ..... **26-04**

(52) **U.S. Cl.** ..... **D26/2**

(58) **Field of Search** ..... D26/1, 2, 3, 4;  
313/313, 315, 318, 493; 315/53, 56, 57,  
58

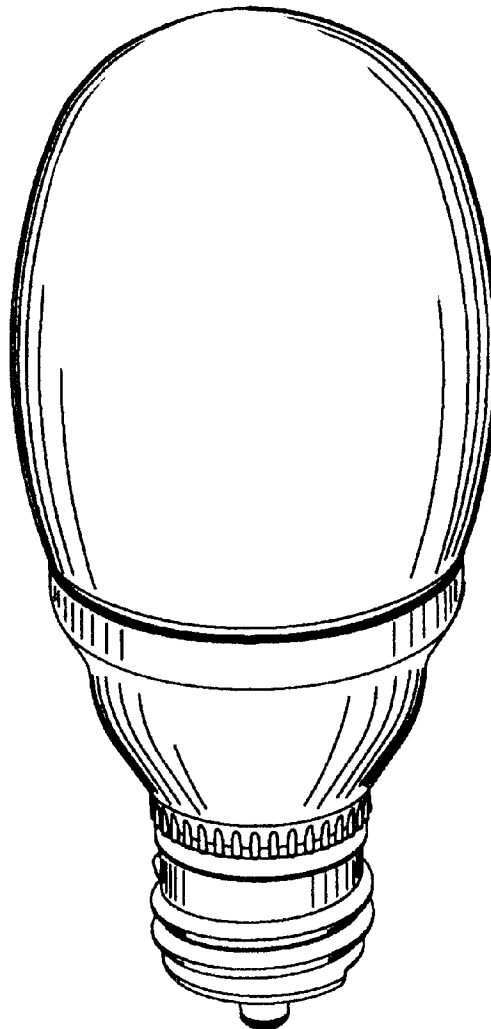
FIG. 1 is a side view of the compact fluorescent reflector lamp;  
FIG. 2 is a side perspective view of the compact fluorescent reflector lamp;  
FIG. 3 is a side perspective view thereof;  
FIG. 4 is a top view thereof; and,  
FIG. 5 is bottom view thereof.

(56) **References Cited**

**U.S. PATENT DOCUMENTS**

D411,890 S \* 7/1999 Kato et al. .... D26/2

**1 Claim, 5 Drawing Sheets**



**FIG. 1**

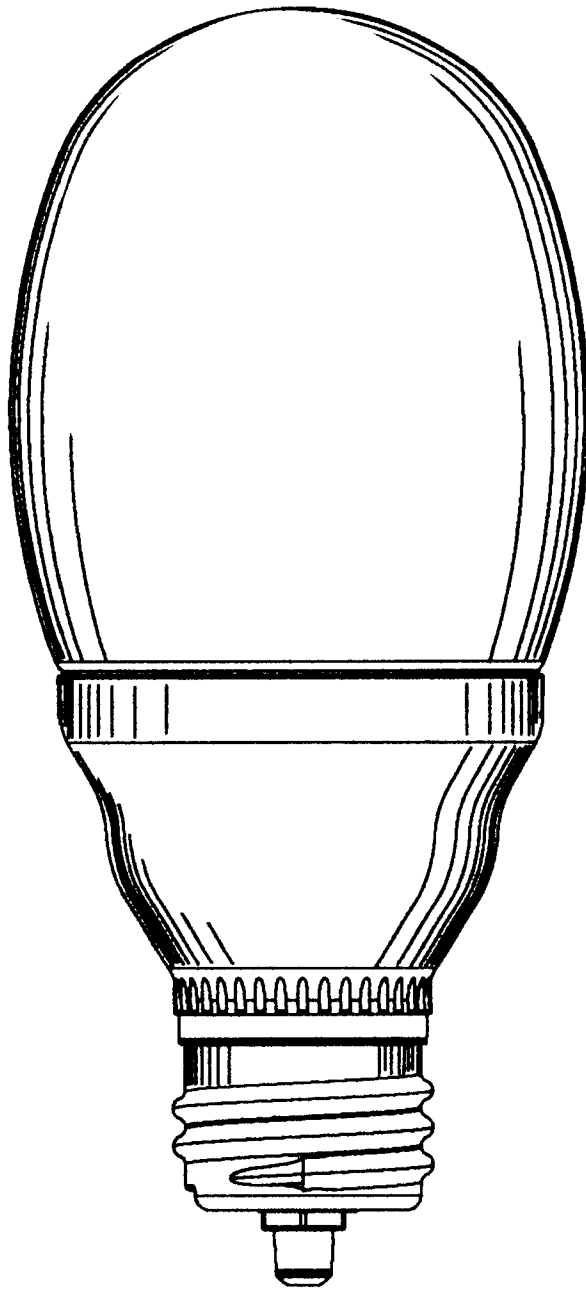
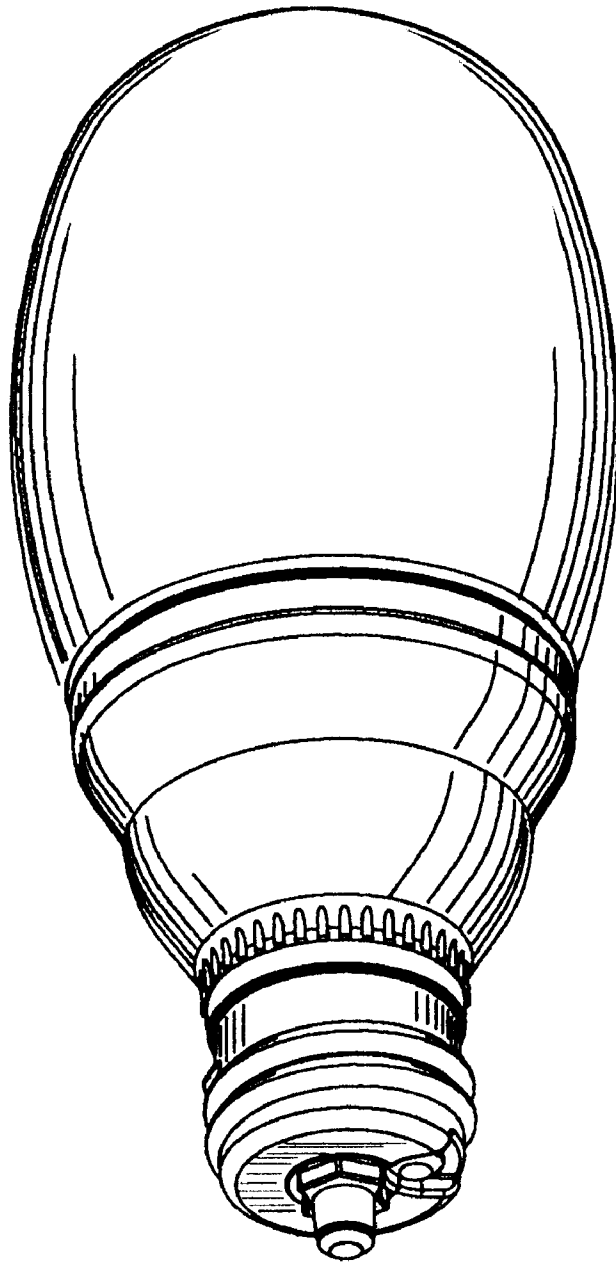
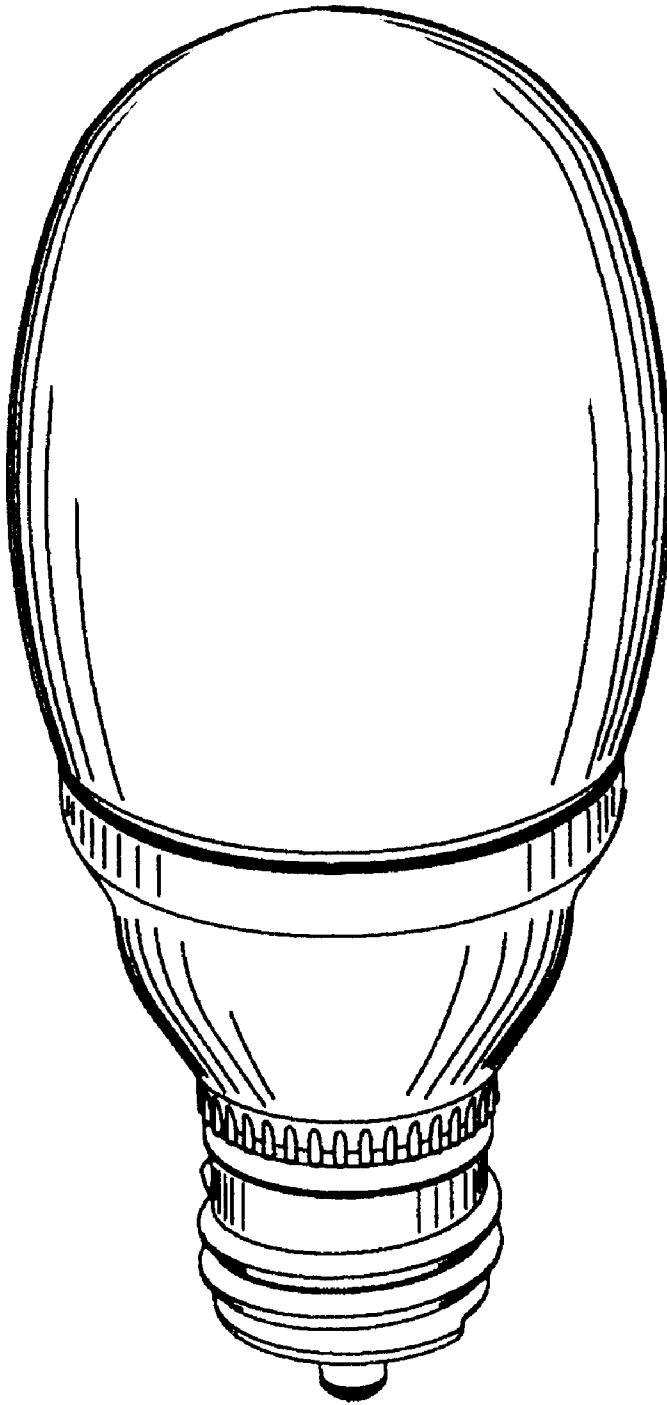



FIG. 2



**FIG. 3**



# FIG. 4



**FIG. 5**

