



LED & INDUCTION SOLUTIONS



*lightinnovations@work*TM

STREET LIGHTING



LED-89xxx-M4



LED-882xxx-L4



LED-89xxx-M4



LED-83xxx-L1



LED-81xxx-L2



82xxx



LED & INDUCTION

- Dark Sky Friendly design.
- 5 Year & 10 Year product Warranty.
- Wattages range from 30W - 330W.
- Replaces street lighting up to 400W.
- Photocell & Motion sensor options for increased energy savings.
- 0-10V Dimming, Bi-Level Dimming, Wi-Fi Control options available.

DECORATIVE LIGHTING & LIGHTING

Create a Serene Environment

Illuminate parks and streets with decorative Post-Top fixtures or retrofit existing fixtures with our easy to install retrofit kits to save on project costs.



LED-195xxx



LED-94xxx



LED-535xxx



LED-92xxx

LED & INDUCTION

- Dark Sky Friendly designs.
- 5 Year & 10 Year product Warranty.
- Wattages range from 20W - 250W.
- InstantOn flicker-free Cold Start and Hot Re-Start.
- Replaces walkway and street lighting up to 400W.
- Bright White light (5000°K) for greater visibility and safety.



AREA & SITE LIGHTING




LED-64xxx



58xxx



LED-218xxx



LED-835xxx

LED & INDUCTION

- Dark Sky Friendly design.
- 5 Year & 10 Year product Warranty.
- Wattages range from 30W - 500W.
- Replaces area lighting up to 1000W.
- Photocell & Motion sensor options for increased energy savings.
- 0-10V Dimming, Bi-Level Dimming, Wi-Fi Control options available.



LED-435xxx



LED-335xxx




LED-31xxx-M3



37xxx

INTERIOR LIGHTING



LED-19xxx-AL



LED-2LH36xxx



LED-T22xxx




LED-88xxx

Reduce Energy Consumption and Costs

Reduce energy costs up to 50% and eliminate 90% of maintenance costs. Use environmentally friendly lighting as a means to provide light for your facility.

LED & INDUCTION

- Wattages range from 20W - 500W.
- 5 Year & 10 Year product Warranty.
- InstantOn flicker-free Cold Start and Hot Re-Start.
- Bright White light (5000°K) for greater visibility and safety.
- Motion Sensor options available for increased energy savings.
- Bi-Level dimming, 0-10V dimming, and Wi-Fi control available.



ENERGY SAVINGS CALCULATION

BEFORE RETROFIT

Fixture Type	Wattage	Actual Wattage	Qty.	Average Life	Hrs./Year	Annual kWh	Annual Energy Costs
Metal Halide Street Light	400	455	1,000	16,000	4,380	1,992,900	\$239,148
Metal Halide Area Light	1000	1075	50	16,000	4,380	235,425	\$28,551
Metal Halide Acorn	175	210	400	16,000	4,380	367,920	\$44,150
Metal Halide High-Bay	400	455	100	16,000	4,380	199,290	\$23,915
Total =							\$335,764

AFTER RETROFIT

Fixture Type	Wattage	Actual Wattage	Qty.	L70	Hrs./Year	Annual kWh	Annual Energy Costs
LED Street Light	160	162	1,000	>100,000	4,380	709,560	\$85,147
LED Area Light	400	402	50	>100,000	4,380	88,038	\$10,565
LED Acorn	80	82	400	>100,000	4,380	143,664	\$17,240
LED High-Bay	180	182	100	>100,000	4,380	79,716	\$9,566
Total =							\$122,518

- Delivers a crisp, white, uniform light that increases visibility and safety.
- Quick & Easy installation.
- Various rebates available.

- Based on \$0.12kW rate.
- Over **\$231,600** in total annual energy and maintenance savings.
- **2.9 Year payback** includes product cost and installation costs.



Neptun Light, Inc.
 13950 Business Center Drive
 Lake Forest, IL 60045
 Fax: 847.735.8004

lightinnovations@work™