



US00D471293S

(12) **United States Design Patent**  
**Bobel**

(10) **Patent No.:** **US D471,293 S**

(45) **Date of Patent:** **\*\* Mar. 4, 2003**

(54) **COMPACT FLUORESCENT REFLECTOR LAMP**

D437,645 S \* 2/2001 Sung et al. .... D26/2

\* cited by examiner

(76) Inventor: **Andrzej Bobel**, 640 Leland Ct., Lake Forest, IL (US) 60045

*Primary Examiner*—Marcus A. Jackson

(\*\*) Term: **14 Years**

(57) **CLAIM**

(21) Appl. No.: **29/158,556**

The ornamental design for a compact fluorescent reflector lamp, as shown.

(22) Filed: **Apr. 5, 2002**

**DESCRIPTION**

(51) **LOC (7) Cl.** ..... **26-04**

(52) **U.S. Cl.** ..... **D26/2**

(58) **Field of Search** ..... D26/1, 2, 3, 4, D26/26; 313/313, 315, 317, 318, 493; 315/53, 56, 57, 58

FIG. 1 is a side view of the compact fluorescent reflector lamp;

FIG. 2 is a side perspective view of the compact fluorescent reflector lamp;

FIG. 3 is a side perspective view thereof;

FIG. 4 is a top view thereof; and,

FIG. 5 is bottom view thereof.

(56) **References Cited**

**U.S. PATENT DOCUMENTS**

D425,635 S \* 5/2000 Kato et al. .... D26/2

**1 Claim, 5 Drawing Sheets**

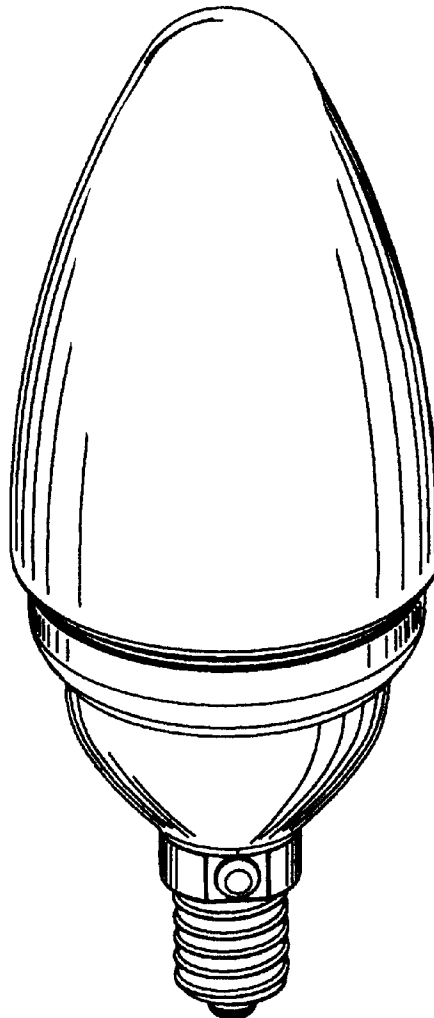
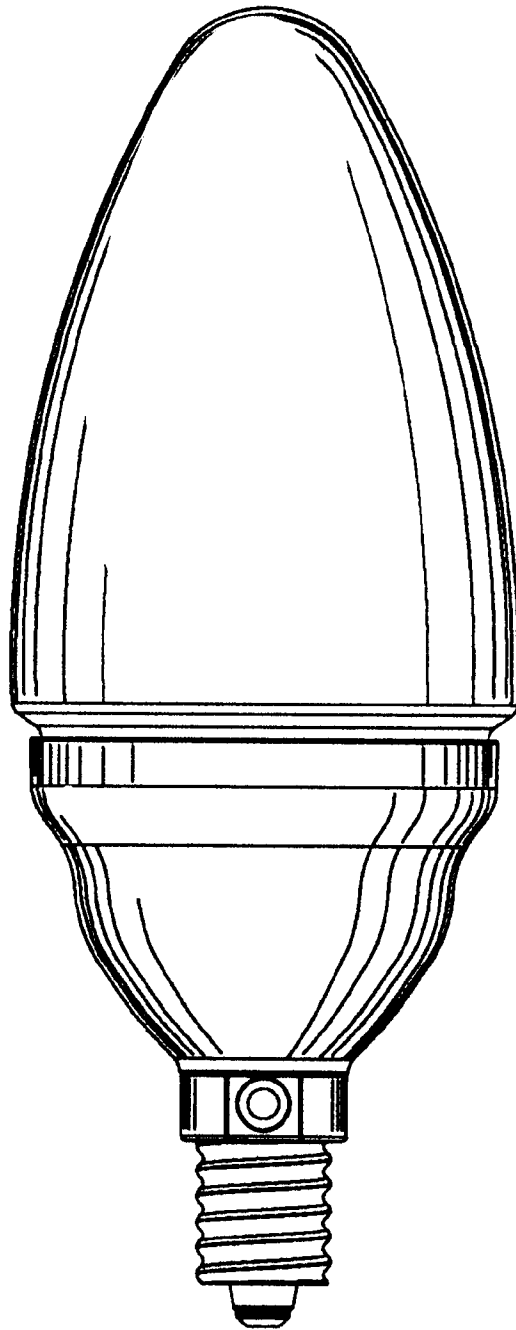
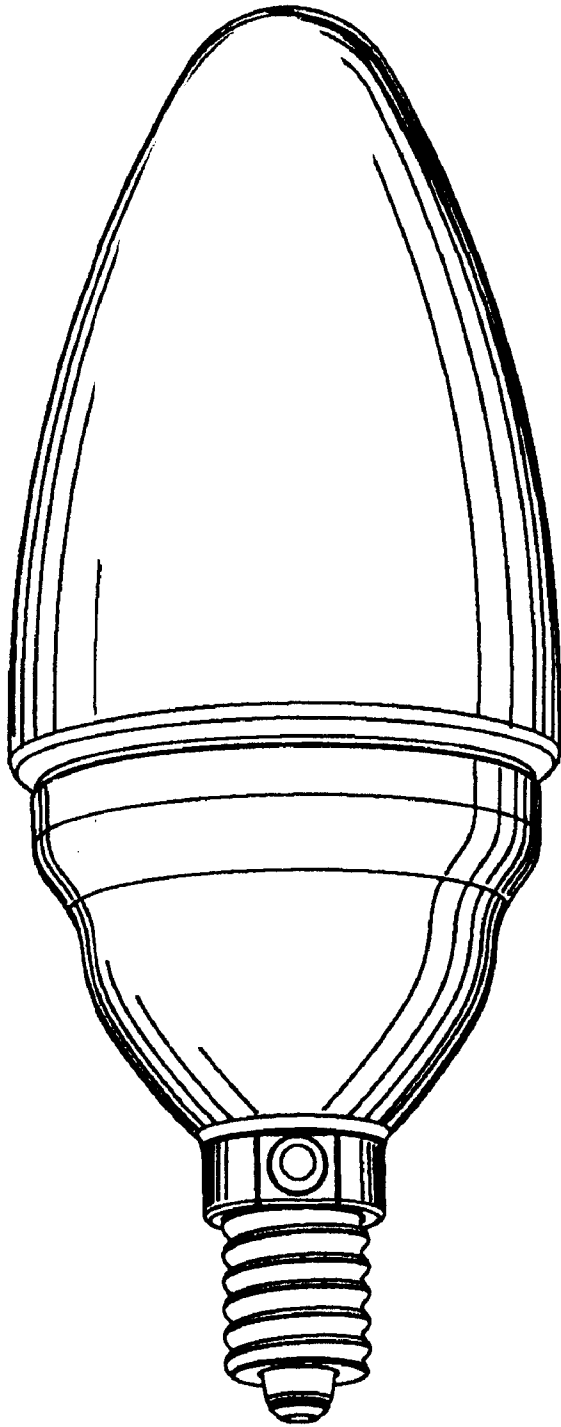


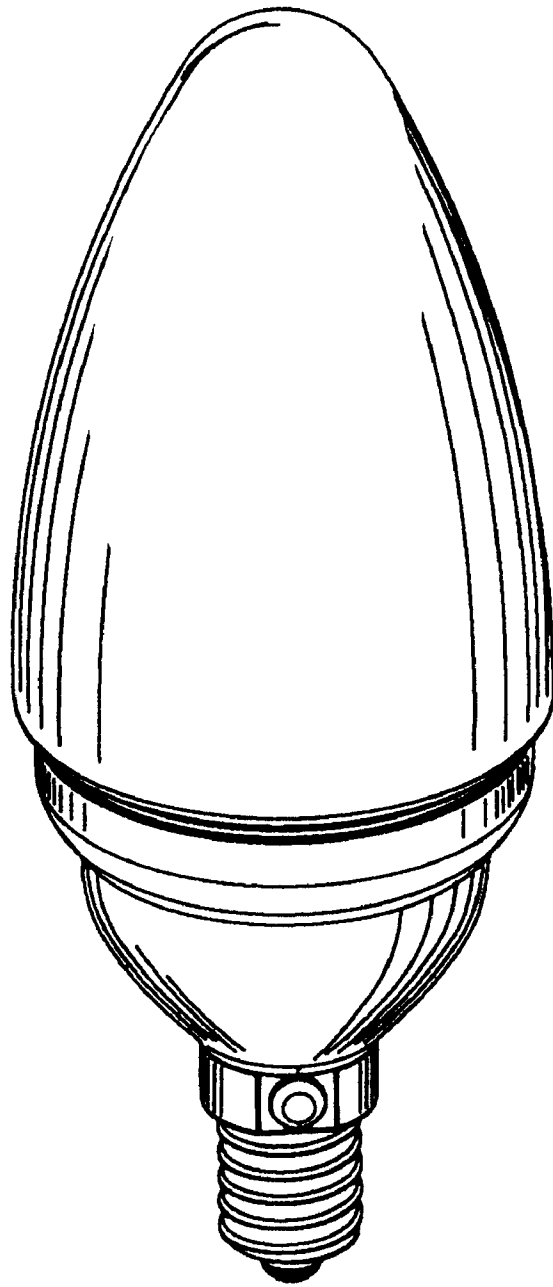
FIG. 1



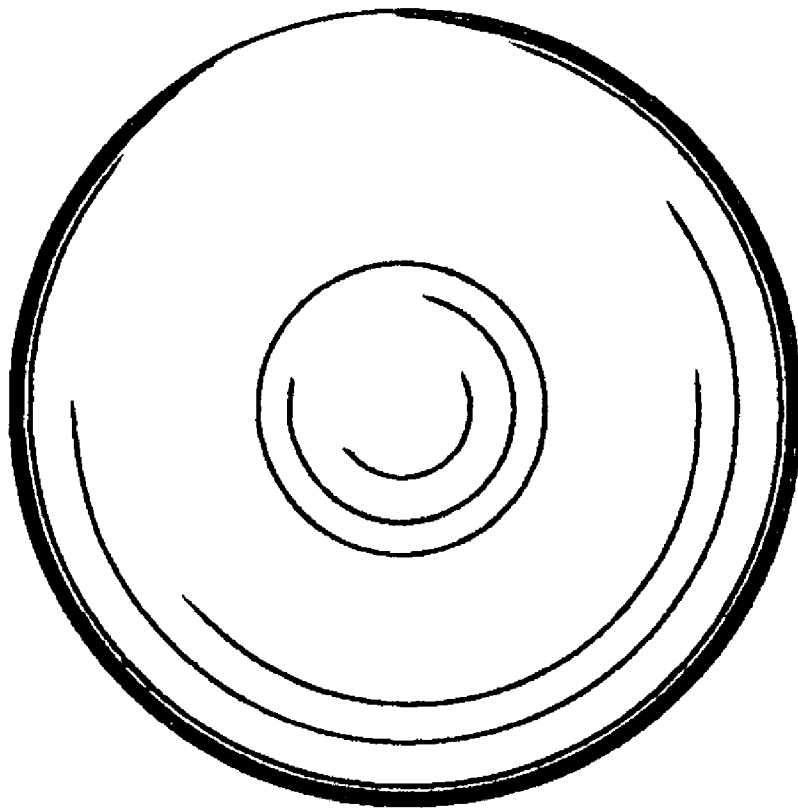
**FIG. 2**



**FIG. 3**



# FIG. 4



# FIG. 5

