

Incredible **100,000** hrs

### GENERAL DESCRIPTION

Neptun's LED parking lot fixtures combine architectural form and versatility to make it an excellent choice for new construction or retrofit applications. Offered in a variety of wattages and distribution types to provide maximum flexibility in all types of applications. The High output LED's and custom engineered optics provide excellent uniformity and efficiency. It can replace existing HID & HPS fixtures up to 400W

### APPLICATION

- Parking Lot Lighting
- Street Lighting
- Walkway Lighting
- Area Lighting
- Security Lighting
- Storage Area Lighting

### STRUCTURE, MATERIALS, & FEATURES

- Heavy-gauge, die-cast aluminum housing.
- Corrosion resistant electrocoat bronze finish.
- Slim, state of the art, low profile design for minimum wind load resistance.
- Continuous silicone gasket surrounds lens for weather tight seal.
- High Output LED's with sealed polycarbonate optics lens.
- High power factor, low THD driver with 6kV/3kA surge protection.
- InstantON flicker-free Cold Start and Hot Re-Start.
- Up to 20 years Maintenance free operation.
- 5 Year Warranty on complete fixture. (LED's, Driver, & Housing)
- **Optional:** 0-10V Dimming, Bi-Level Dimming, Wi-Fi Control, Remote Monitoring and ON/ OFF Control

### ORDERING INFORMATION

Sample Number: LED-SPL-100-UNV-0-10VDIM-SF-850-LD-T3-BRZ  
 Custom options and accessories available. Please consult factory

Series	Wattage	Voltage	Options	Mounting	CCT	Accessories	Optics	Color
<b>LED-SPL</b> = Area / Parking Fixture	<b>100</b> = 100 W <b>150</b> = 150 W	<b>UNV</b> = 120-277 VAC <b>347V</b> = 347 VAC <b>480V</b> = 480 VAC	<b>0-10VDIM</b> = 0-10V Dimming <b>BL-DIM</b> = Bi-Level Dimming * * Includes Motion Sensor	<b>SA</b> = Side Arm <b>RSA</b> = Side Arm (round pole adapter) <b>SF</b> = Slip Fitter <b>YK</b> = Yoke Bracket	<b>830</b> = 3000°K <b>841</b> = 4100°K <b>850</b> = 5000°K	<b>LD</b> = Twistlock Photocell <b>MD</b> = Motion Sensor ON/OFF <b>SP</b> = 20kV/10kA surge protector	<b>T2</b> = Type II <b>T3</b> = Type III <b>T5</b> = Type V	<b>BRZ</b> = Bronze * Custom Colors Available



lightinnovations@work™

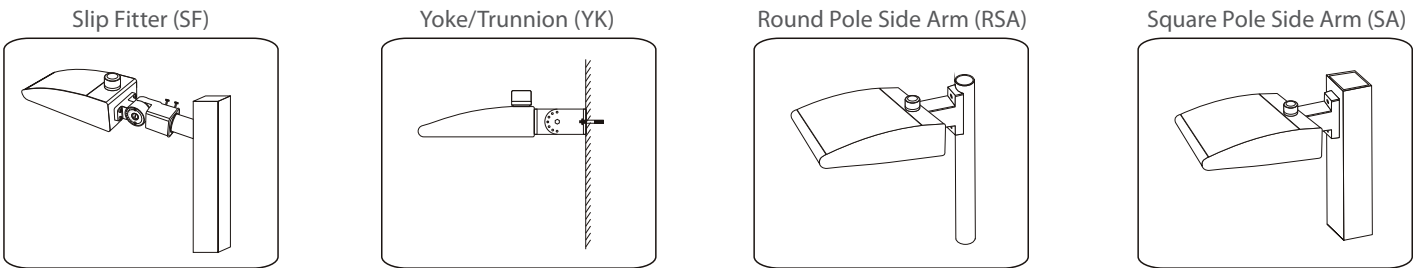
## PRODUCT INFORMATION

Model No.	Description	Input Watts	Delivered Lumens	Universal Line Voltage (VAC)	Max Line Current (Amp) @ 120 - 277	THD	Power Factor	Weight
LED-SPL-100-UNV	LED Area/Flood Fixture	100	13,000	120-277	0.87 - 0.37	<15%	>0.95	15 lbs
LED-SPL-150-UNV	LED Area/Flood Fixture	150	19,500	120-277	1.31 - 0.56	<15%	>0.95	15 lbs

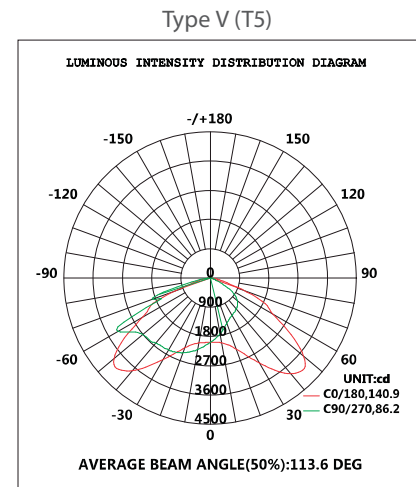
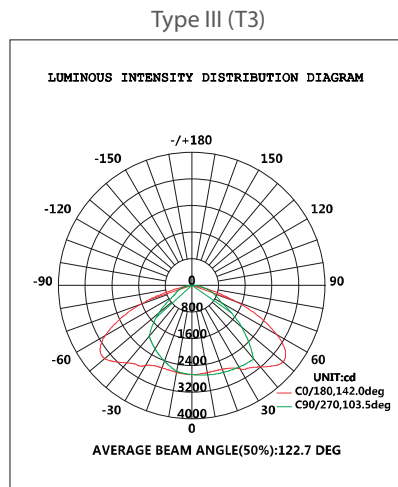
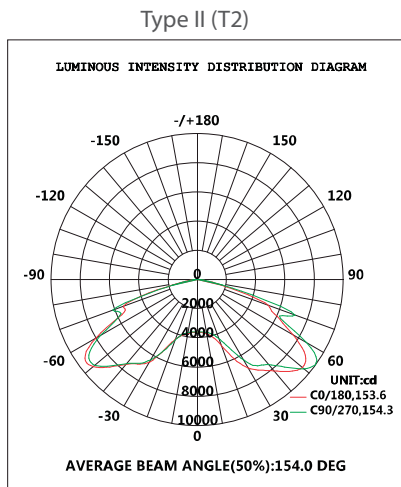
## SPECIFICATIONS

- Driver ..... Constant Current
- Start Method ..... InstantON
- Hot Re-start ..... InstantON
- Driver UL Rating ..... Class 1
- Driver UL Outdoor Rated ..... Wet Location
- Sound Rating ..... Class A
- ANSI Surge Protection ..... IEEE C62.41 C High
- Driver Off-State Draw ..... 0 Watts
- Universal Input Line Voltage ..... 120-277 VAC
- Input Line Frequency ..... 50/60 Hz
- Projected (L70) @ 25°C ..... > 100,000 hrs.
- Color Temperature ..... Multiple (± 300°K)
- Color Rendering Index (CRI) ..... > 80
- Minimum Starting Temperature ..... -35°C
- Maximum Starting Temperature ..... +55°C
- Lumens per Watt ..... > 130
- Shock / Vibration Resistant ..... Yes
- Power Factor ..... > 0.95
- Total Harmonic Distortion ..... < 15%
- Inrush Current Peak ..... < 10 Amp
- FCC Compliance ..... Part 15, Subp. C
- ETL Listed / UL Standard 1598 ..... Yes
- EPA Rating ..... 0.71 ft.<sup>2</sup>
- Driver IP Rating ..... IP67
- Optics IP Rating ..... IP66
- Warranty ..... 5 Year

## MOUNTING OPTIONS



## PHOTOMETRICS (See Complete IES File)



Neptun Light, Inc.  
 13950 Business Center Drive  
 Lake Forest, IL 60045  
 Fax: 847.735.8004

Neptun Light, Inc. reserves the right to change materials or modify the design of its product without notification as part of the company's continuing product improvement program.  
 ©2002-2018 Neptun Light, Inc. All rights reserved.

Spec. Rev. 1-2018