



US00D469892S

(12) **United States Design Patent**  
**Bobel**

(10) **Patent No.:** **US D469,892 S**

(45) **Date of Patent:** **\*\* Feb. 4, 2003**

(54) **COMPACT FLUORESCENT LAMP**

D426,325 S \* 6/2000 Ho ..... D26/3  
D447,823 S \* 9/2001 Choi ..... D26/3

(76) Inventor: **Andrzej Bobel**, 640 Leland Ct., Lake Forest, IL (US) 60045

\* cited by examiner

(\*\*) Term: **14 Years**

*Primary Examiner*—Marcus A. Jackson  
(74) *Attorney, Agent, or Firm*—Patents+TMS, P.C.

(21) Appl. No.: **29/155,886**

(57) **CLAIM**

(22) Filed: **Feb. 19, 2002**

The ornamental design for a compact fluorescent lamp, as shown.

(51) **LOC (7) Cl.** ..... **26-06**

(52) **U.S. Cl.** ..... **D26/3**

(58) **Field of Search** ..... D26/1, 2, 3, 4;  
313/313, 317, 318, 493, 56, 57, 58, 63

**DESCRIPTION**

FIG. 1 is a side perspective view of the fluorescent lamp;  
FIG. 2 is a side perspective view of the fluorescent lamp;  
FIG. 3 is a side view thereof;  
FIG. 4 is a top view thereof; and,  
FIG. 5 is a bottom view thereof.

(56) **References Cited**

**U.S. PATENT DOCUMENTS**

D417,296 S \* 11/1999 Kato et al. .... D26/3  
D422,371 S \* 4/2000 Kato et al. .... D26/3

**1 Claim, 2 Drawing Sheets**

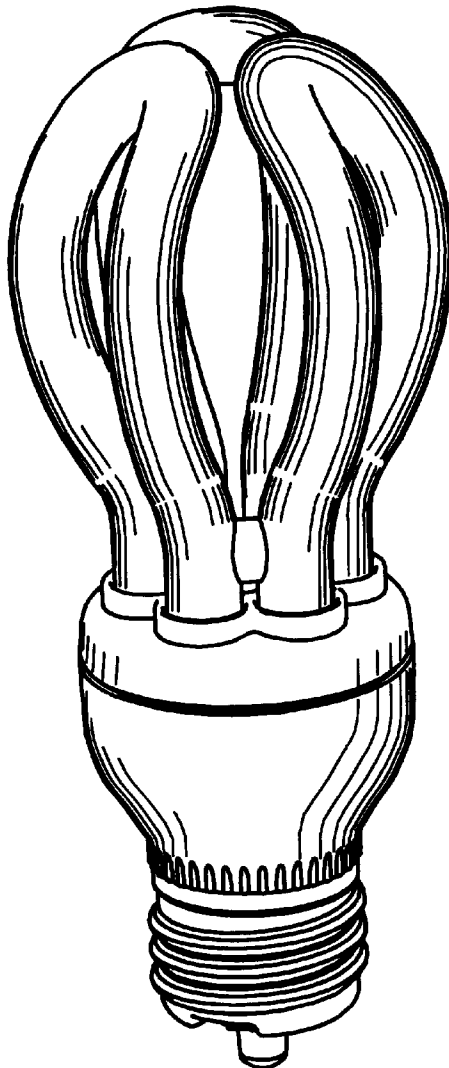


FIG. 1

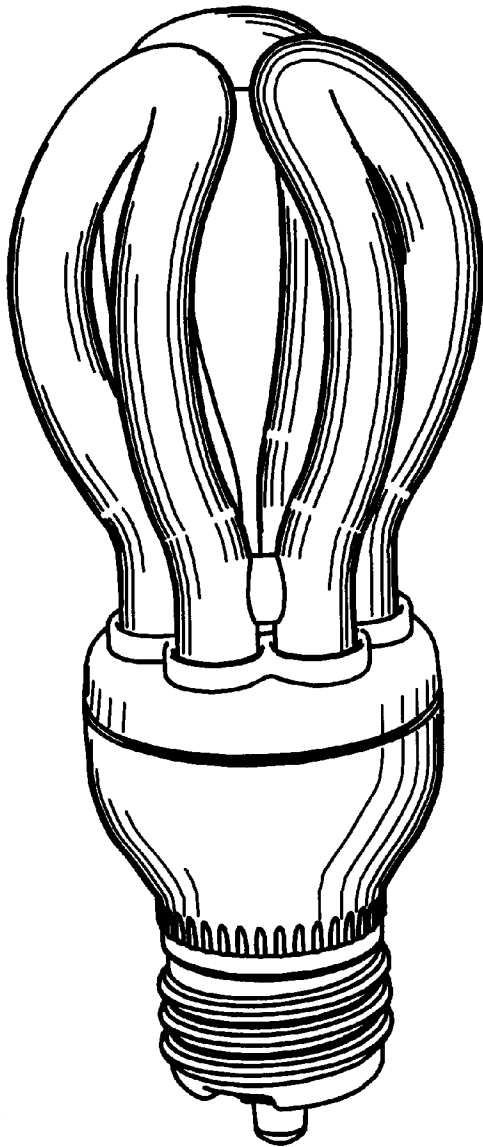


FIG. 2

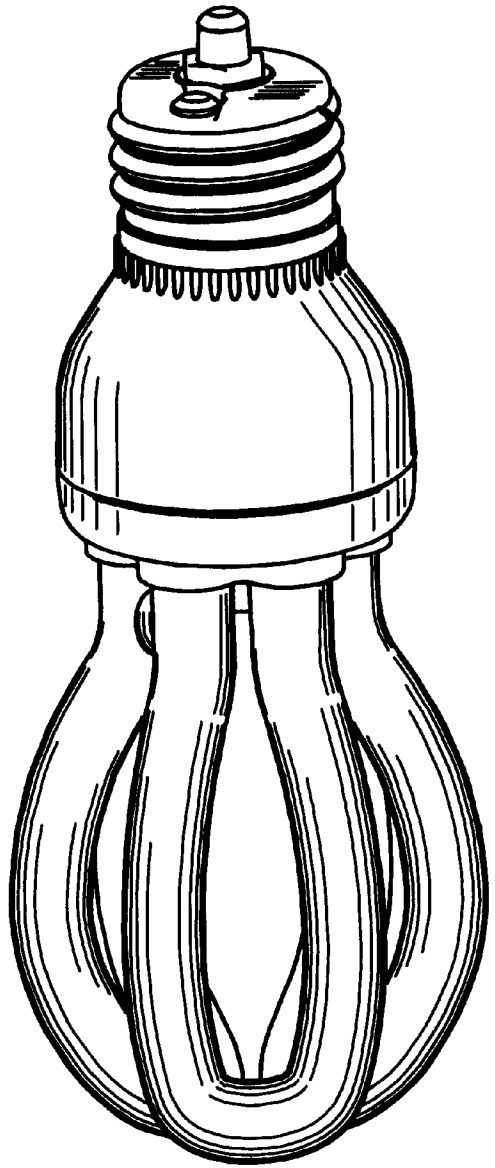


FIG. 3

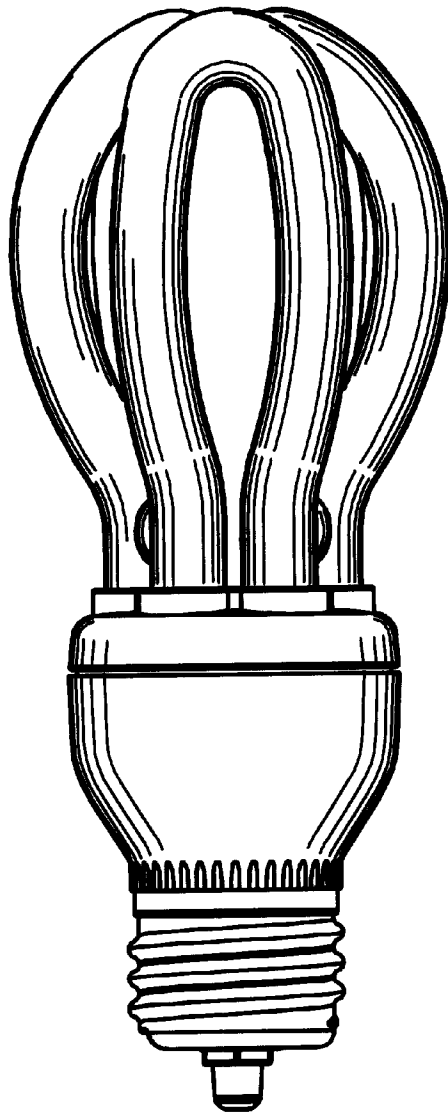


FIG. 4




FIG. 5

