

Incredible **100,000 hrs**

GENERAL DESCRIPTION

Neptun's Induction 25" Aluminum High-Bay fixtures combine architectural design and versatility to make it an excellent choice for new construction or retrofit applications. The 25" housing features a drop polycarbonate lens for increased light spread. It is offered in a variety of wattages to provide maximum flexibility in all types of applications. It can replace existing HID & HPS fixtures up to 1000W.

APPLICATION

- Warehouse Lighting
- Factory Lighting
- Retail Lighting
- Showroom Lighting
- Grocery Store Lighting
- Area & Storage Lighting
- Gymnasium Lighting

STRUCTURE, MATERIALS, & FEATURES

- 25" high reflectance Fluted Aluminum hood.
- Corrosion resistant die-cast aluminum gear box with white electrocoat finish.
- High efficiency, heat and impact resistant, UV protected, non yellowing polycarbonate drop lens included.
- Inductively coupled circular induction bulb.
- High power factor, low THD electronic ballast with surge protection.
- Instant-On flicker-free Cold Start and Hot Re-Start.
- High quality glare-free light with high CRI above (83).
- Bright white light (5000°K) for greater visibility and safety.
- Advance phosphors for high lumen output and high lumen maintenance.
- Up to 20 year maintenance free operation.
- 10 Year Warranty.

ORDERING INFORMATION

Sample Number: 25200-FR-UNV-850-MD-PL-C3
Custom options and accessories available. Please consult factory

Series	Wattage	Reflector	Voltage	Color Temp	Accessories	Options
25 = 25" High-Bay	200 = 200 W 250 = 250 W 300 = 300 W 400 = 400 W 500 = 500 W	FR = Fluted Aluminum	UNV = 120-277 VAC 347V = 347 VAC 480V = 480 VAC	830 = 3000°K 841 = 4100°K 850 = 5000°K* * Standard	MD = Motion Detector	PL* = Polycarbonate Lens C3* = 3' Cord-No Plug (other lengths available by specifying cord length C6 = 6' cord) PC3 = 3' Cord with NEMA Plug (verify plug type when ordering) * Standard



lightinnovations@work™

PRODUCT INFORMATION

Model No.	Description	Rated Watts	Input Watts	Initial Lumens	Universal Line Voltage (VAC)	Max Line Current (Amp) @ 120 - 277	THD	Power Factor	Weight
25200-FR-UNV	25" High-Bay Fixture	200	210	16,000	120-277	1.75-0.75	<10%	0.98	38 lbs
25250-FR-UNV	25" High-Bay Fixture	250	262	20,000	120-277	2.18-0.94	<10%	0.98	38 lbs
25300-FR-UNV*	25" High-Bay Fixture	300	315	24,000	120-277	2.62-1.31	<10%	0.98	40 lbs
25400-FR-UNV*	25" High-Bay Fixture	400	420	32,000	120-277	3.50-1.51	<10%	0.98	40 lbs
25500-FR-UNV*	25" High-Bay Fixture	500	525	40,000	120-277	4.37-1.89	<10%	0.98	40 lbs

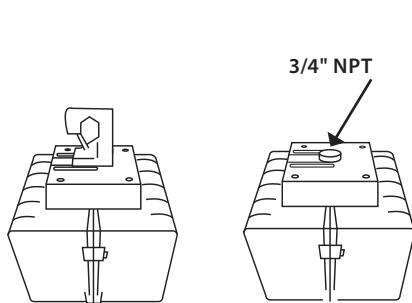
* Features dual bulbs & ballasts

SPECIFICATIONS

- Ballast Type Electronic
- Start Method InstantON
- Hot Re-start InstantON
- Universal Input Line Voltage 120-277 VAC
- Input Line Frequency 50/60 Hz
- Lamp Operating Frequency 250 kHz
- Ballast Off-State Draw 0 Watts
- Sound Rating Class A
- ANSI Surge Protection Class A
- Lamp / Ballast System Life 100,000 Hrs.
- Lumen Maintenance @75,000Hrs > 70%
- Color Temperature 5000°K
- Color Rendering Index (CRI) 83
- Minimum Starting Temperature -20°F
- Maximum Starting Temperature 160°F
- Lumens per Watt 80
- Shock / Vibration Resistant Yes
- Power Factor > 0.98
- Total Harmonic Distortion < 10%
- Inrush Current Peak < 10 Amp
- ETL Listed / UL Standard 1598 Yes
- FCC Compliance Part 18, Subp. C
- IP Rating IP43
- Warranty 10 Year

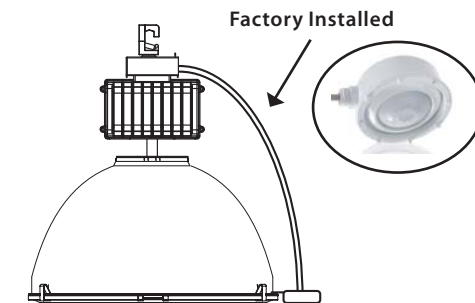
MOUNTING OPTIONS

PHOTOMETRICS (See Complete IES File)

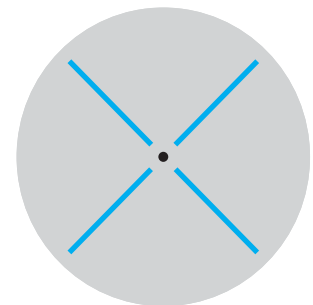


Hook Mount (Standard)

Pendant Mount



Motion Sensor (MD)
Day Light Harvest Sensor (DLH)



Type V Distribution

Neptun Light, Inc.
13950 Business Center Drive
Lake Forest, IL 60045
Fax: 847.735.8004

Neptun Light, Inc. reserves the right to change materials or modify the design of its product without notification as part of the company's continuing product improvement program.
©2002-2016 Neptun Light, Inc. All rights reserved. Spec. Rev. 4-2016