

Incredible **100,000 hrs**

GENERAL DESCRIPTION

Neptun's 23" Induction shoebox combines classic form and versatility to make it an excellent choice for new construction or retrofit applications. The 37 series shoebox fixture is offered in a variety of wattages and mounting options to provide maximum flexibility in all types of applications. It can replace existing HID & HPS fixtures up to 1000W.

APPLICATION

- Parking Lot Lighting
- Car Lot Lighting
- Area & Storage Lighting
- Street Lighting
- Walkway Lighting
- Building Accent Lighting

STRUCTURE, MATERIALS, & FEATURES

- Heavy-gauge, die-cast aluminum housing.
- Custom designed anodized aluminum reflectors for superior illuminance.
- Heat and impact resistant tempered flat glass lens. (IESNA full-cutoff)
- Integral structural support plate for mounting arm ensures strength.
- Corrosion resistant electrocoat dark bronze finish (custom colors available).
- Hinged aluminum door frame incorporates stainless steel hardware.
- Continuous silicone gasketing surrounds lens for weather - tight seal.
- Inductively coupled rectangular induction bulb.
- High power factor, low THD electronic ballast with surge protection.
- Instant-On flicker-free Cold Start and Hot Re-Start.
- High quality glare-free light with high CRI above (83).
- Bright white light (5000°K) for greater visibility and safety.
- Advance phosphors for high lumen output and high lumen maintenance.
- Up to 20 year maintenance free operation with 10 Year Warranty.

ORDERING INFORMATION

Sample Number: 1R37200-UNV-SA6-850-MD-BSGS-BRZ
 Custom options and accessories available. Please consult factory

Series	Voltage	Mounting	Color Temp	Accessories	Color
1R37200 = 23" Shoebox - 200W 2R37300 = 23" Shoebox - 300W* 2R37400 = 23" Shoebox - 400w* * 2 rectangle lamps.	UNV = 120-277 VAC 347 V = 347 VAC 480 V = 480 VAC	SA6 = 6" Side Arm SA12 = 12" Side Arm WM6 = 6" Wall Mount WM12 = 12" Wall Mount SA6R = 6" Side Arm - w/ Round Pole Adapter SA12R = 12" Side Arm - w/ Round Pole Adapter * See Pg. 2 for mounting	830 = 3000°K 841 = 4100°K 850 = 5000°K * * Standard	LD = Twist-Lock Photocell MD = Motion Detector BSGS = Back Side Glare Shield FSGS = Front Side Glare Shield	BRZ = Dark Bronze * Custom Colors Available



lightinnovations@work™

PRODUCT INFORMATION

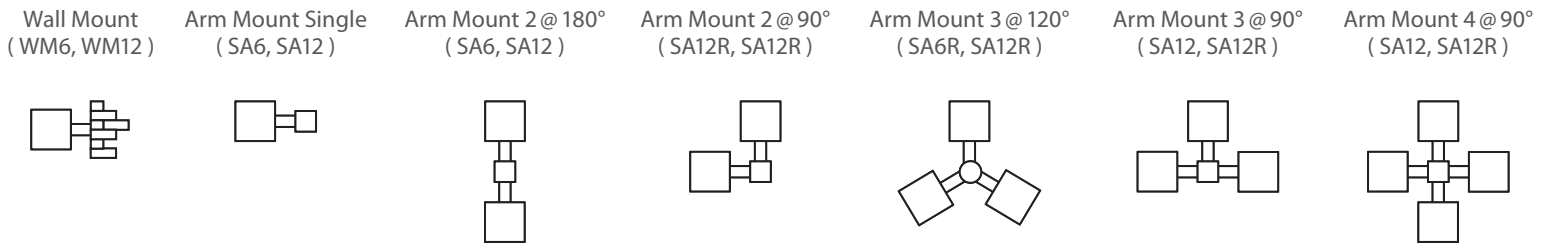
Model No.	Description	Rated Watts	Input Watts	Initial Lumens	Universal Line Voltage (VAC)	Max Line Current (Amp) @ 120 - 277	THD	Power Factor	Weight
1R37200-UNV	23" SHOEBOX Fixture	200	210	16,000	120-277	1.75-0.75	<10%	0.98	55 lbs
2R37300-UNV*	23" SHOEBOX Fixture	300	315	24,000	120-277	2.62-1.13	<10%	0.98	60 lbs
2R37400-UNV*	23" SHOEBOX Fixture	400	420	32,000	120-277	3.50-1.51	<10%	0.98	60 lbs

* Features dual bulbs & ballasts

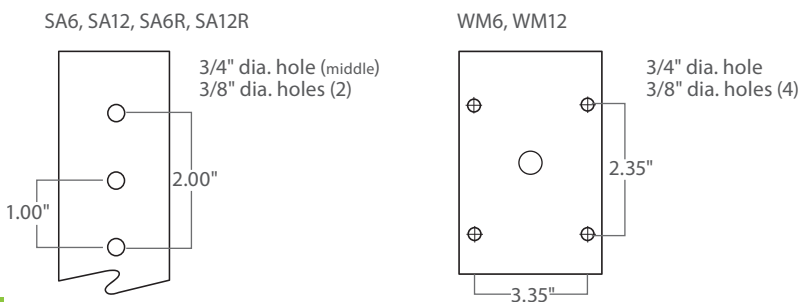
SPECIFICATIONS

- Ballast Type Electronic
- Start Method InstantON
- Hot Re-start InstantON
- Universal Input Line Voltage 120-277 VAC
- Input Line Frequency 50/60 Hz
- Lamp Operating Frequency 250 kHz
- Ballast Off-State Draw 0 Watts
- Sound Rating Class A
- ANSI Surge Protection Class A
- Lamp / Ballast System Life 100,000 Hrs.
- Lumen Maintenance @75,000Hrs > 70%
- Color Temperature 5000°K
- Color Rendering Index (CRI) > 83
- Minimum Starting Temperature -20°F
- Maximum Starting Temperature 160°F
- Initial Lumens per Watt 80
- Shock / Vibration Resistant Yes
- Power Factor > 0.98
- Total Harmonic Distortion < 10%
- Inrush Current Peak < 10 Amp
- ETL Listed / UL Standard 1598 Yes
- FCC Compliance Part 18, Subp. C
- EPA Rating 1.77
- IP Rating IP65
- Warranty 10 Year


MOUNTING CONFIGURATION



DRILLING PATTERNS



PHOTOMETRICS (See Complete IES File)



Type V Distribution

Neptun Light, Inc.
13950 Business Center Drive
Lake Forest, IL 60045
Fax: 847.735.8004

Neptun Light, Inc. reserves the right to change materials or modify the design of its product without notification as part of the company's continuing product improvement program.
©2002-2016 Neptun Light, Inc. All rights reserved. Spec. Rev. 4-2016