



# NEPTUN

## LIGHTING PROJECT RETROFIT ASSESSMENT FORM

960 NORTH SHORE DRIVE, LAKE BLUFF, IL 60044









PH: 847-735-8330

FAX: 847-735-8004

Project Name: \_\_\_\_\_ Date: \_\_\_\_\_

Project Address: \_\_\_\_\_ City/Prov: \_\_\_\_\_ Zip Code: \_\_\_\_\_

Project Contact : \_\_\_\_\_ Title: \_\_\_\_\_

Existing Fixture Information	(PLEASE CHECK APPLICABLE / FILL IN OTHER DATA)							
Fixture Configuration:								
	High Bay/ Low Bay	Street Light	Acorn/ Decor	Wall Pack	Parking Garage	Parking Lot	Flood	Surface Mount
Fixture Type:	Acrylic	Metal	Acrylic / Metal	Glass	Other:			
Fixture Color:	Clear	White	Black	Silver	Brown	Other:		
Fixture Wattage:	1000W	400W	250W	200W	175W	100W	85W	Other:
Fixture Light Source:	Metal Halide	Metal Halide Pulse Start	High Press Sodium	Mercury Vapor	Fluore -scent	Other:		
Fixture Color Temperature:	5000°K	4200°K	4100°K	3800°K	3500°K	Other:		
Number of Fixtures:								
Fixture Manufacturer:								
Fixture Make/Model Number:								
Fixture Height (off the floor/ road):						SPACING IN FEET		
Fixture Spacing (center to center):						SPACING IN FEET		
Supply Voltage:	120V	240V	277V	480V	Other:			
Fixture Mounting Configuration:	WALL MOUNT	HANGER / HOOK MT	HARD PIPE MT	SURFACE MOUNT	GROUND MOUNT	POLE MOUNT	PENDANT MOUNT	OTHER:
Fixture Wiring / Electrical hook up:	120V TWIST LOCK PLUG		277V TWIST LOCK PLUG		6" WIRES IN CONNECTION BOX		3 WIRE CORD LENTH IN INCHES:	
Yearly Burn / Operating Hours:								
Utility / Energy Provider:								
Energy Provider Rate (kwh):								
Ambient Temperature:						Temperature of fixture location		
Size of Location (Square Feet):								
WORK ORDER NUMBER #	NOTES:							

\*\* PLEASE COMPLETE ONE FORM FOR EACH FIXTURE TYPE/CONFIGURATION \*\*

\*\* PLEASE MAKE CERTAIN FORM IS COMPLETED FOR EACH QUOTED OPPORTUNITY/ORDER \*\*